

## PRODUCT ID: 6083

### Outdoor Blank-out LED Direct-view Sign

#### MODEL

TCL734GR-100



#### DIMENSIONS

7" H x 34" W x 2.5" D (est. 6.724 lbs)

#### CLASS

CLASS: TCL Series

Control Method: Switch (not included) or external relay.

#### CONSTRUCTION

Cabinet: 1-piece, corrosion resistant, extruded aluminum frame, 2.5" deep.

Face Material: 1/8" impact resistant, smoke-tinted polycarbonate (5109)

Faces: Single Faced Sign

Finish: Duranodic Bronze

Mounting Channel:

#### ELECTRICAL

Flashing: Not Included

Input Voltage: 120-277 VAC

UL/cUL Listed: Listed for wet locations


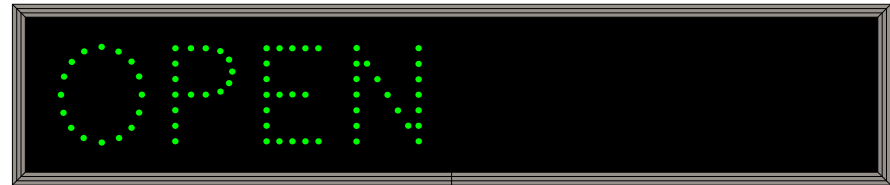
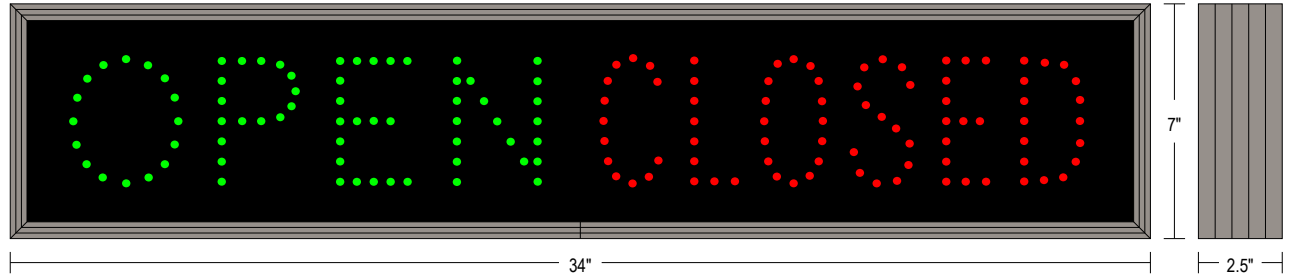
#### MESSAGE

Illumination: Super bright direct view LEDs. Message blanks out when off.

Sign Messages: See message table below

## Product View

NOTE: Sign image may not exactly represent the finished product. For illustration purposes only.



| MESSAGE | LED/COLOR            | HEIGHT | AMPS        |
|---------|----------------------|--------|-------------|
| OPEN    | Green Wide Angle LED | 3.5"   | 0.055-0.024 |
| CLOSED  | Red Wide Angle LED   | 3.5"   | 0.041-0.018 |

NOTE: Above messages are independently controlled.

### Lightbox Shop

lightboxshop.com

239-208-9511

Manufactured in

Eries, PA 16509



Proudly Made in the USA