

## PRODUCT ID: 5440

### Outdoor Blank-out LED Direct-view Sign

#### MODEL

TCL147RG-225



#### DIMENSIONS

14" H x 7" W x 2.5" D (est. 3.213 lbs)

#### CLASS

CLASS: TCL Series

Control Method: Switch (not included) or external relay.

#### CONSTRUCTION

Cabinet: 1-piece, corrosion resistant, extruded aluminum frame, 2.5" deep.

Face Material: 1/8" impact resistant, smoke-tinted polycarbonate (5109)

Faces: Single Faced Sign

Finish: Duranodic Bronze

Mounting Channel:

#### ELECTRICAL

Flashing: Not Included

Input Voltage: 120-277 VAC

UL/cUL Listed: Listed for wet locations

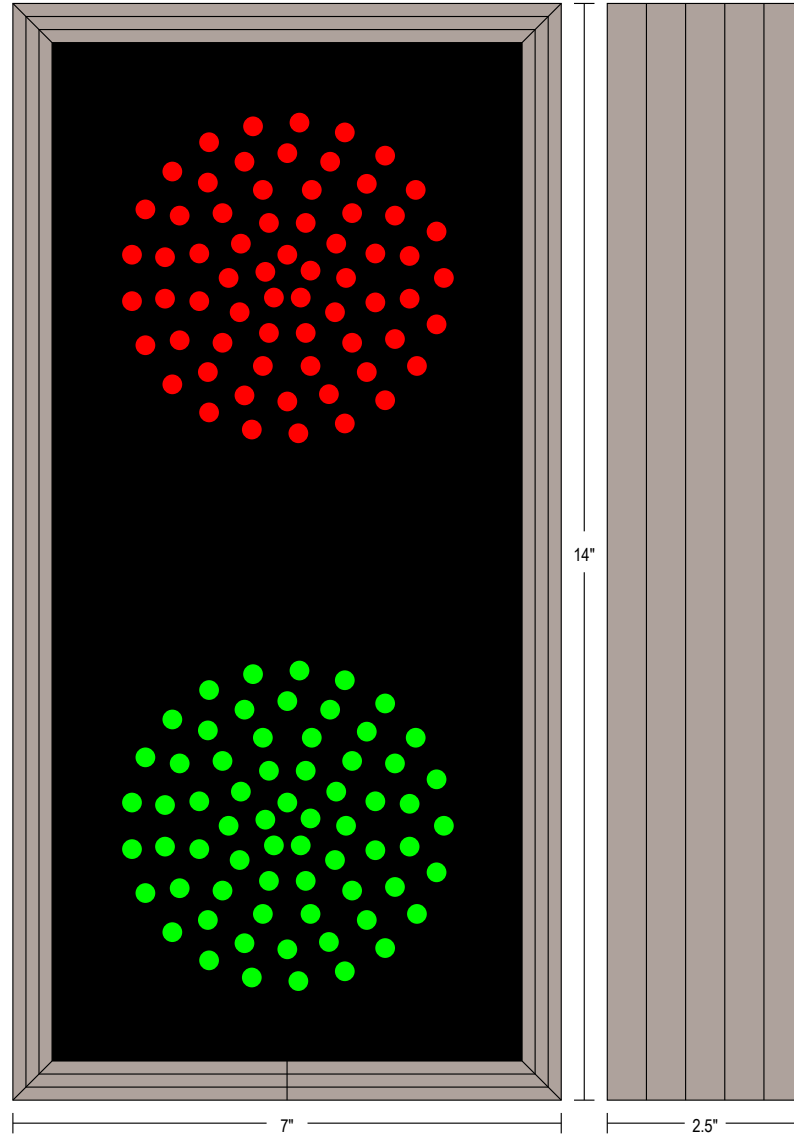
#### MESSAGE

Illumination: Super bright direct view LEDs. Message blanks out when off.



Sign Messages: See message table below

## Product View

NOTE: Sign image may not exactly represent the finished product. For illustration purposes only.



### Sample Display Options



MESSAGE	LED/COLOR	HEIGHT	AMPS
---------	-----------	--------	------

Red Indicator Dot	Red Wide Angle LED	4.0"	0.033-0.014
Green Indicator Dot	Green Wide Angle LED	4.0"	0.053-0.023

NOTE: Above messages are independently controlled.

Lightbox Shop

lightboxshop.com

239-208-9511

Manufactured in

Eries, PA 16509



Proudly Made in the USA