

PRODUCT ID: 53200

Outdoor Blank-out LED Direct-view Sign

MODEL

TCL1010RG-B090TS



DIMENSIONS

10" H x 10" W x 2.5" D (est. 5.518 lbs)

CLASS

CLASS: TCL Series

Control Method: Switch (not included) or external relay.

CONSTRUCTION

Cabinet: 1-piece, corrosion resistant, extruded all-weather frame, 2.5" deep.

Face Material: 1/8" impact resistant, smoke-tinted polycarbonate (5109)

Faces: Single Faced Sign

Finish: Duranodic Bronze

Mounting Channel: None

ELECTRICAL

Flashing: Not Included

Input Voltage: 120-277 VAC

UL/cUL Listed: Listed for wet locations

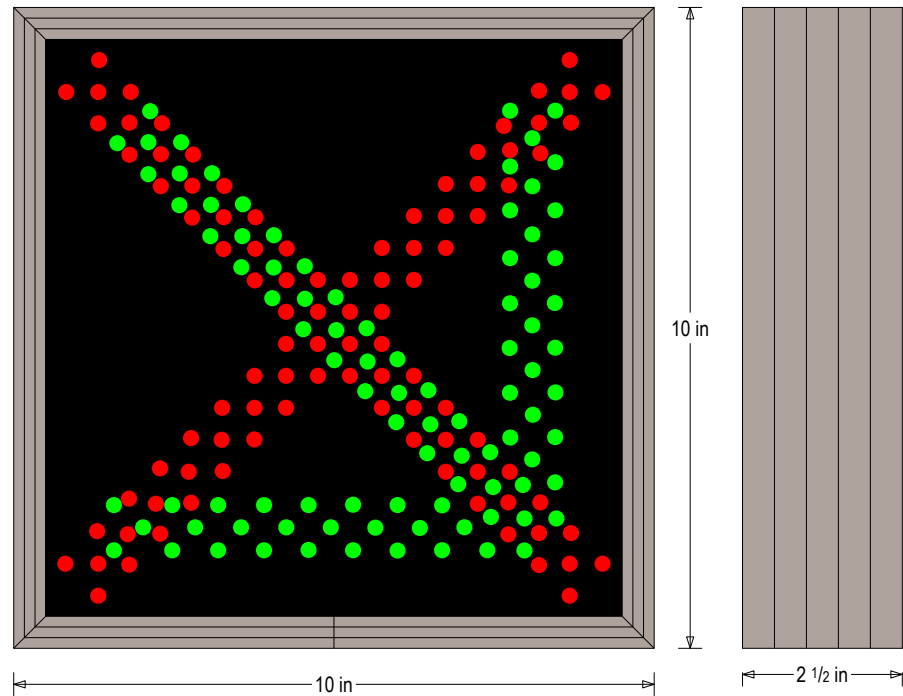
MESSAGE

Illumination: Super bright direct view LEDs. Message blanks out when off.

Sign Messages: See message table below

Product View

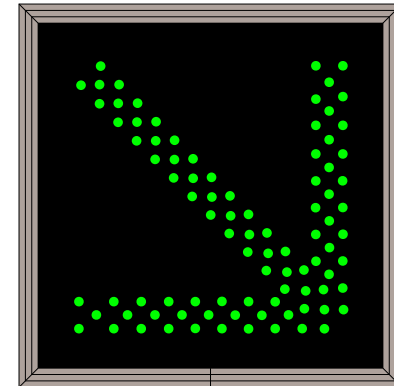

NOTE: Sign image may not exactly represent the finished product. For illustration purposes only.



MESSAGE	LED/COLOR	HEIGHT	AMPS
X	Red Wide Angle LED	8.375"	0.048-0.021
Down Right Arrow	Green Wide Angle LED	6.875"	0.075-0.032

NOTE: Above messages are independently controlled.

Sample Display Options



Lightbox Shop
www.lightboxshop.com
Manufactured in
Eries, PA 16509

Proudly Made in the USA