

# PRODUCT ID: 53103

## Outdoor Blank-out LED Direct-view Sign

### MODEL

TCL1010RG-B090TS/12-24VDC



### DIMENSIONS

10" H x 10" W x 2.5" D (est. 5.518 lbs)

### CLASS

CLASS: TCL Series

Control Method: Switch (not included) or external relay.

### CONSTRUCTION

Cabinet: 1-piece, corrosion resistant, extruded all-weather frame, 2.5" deep.

Face Material: 1/8" impact resistant, smoke-tinted polycarbonate (5109)

Faces: Single Faced Sign

Finish: Duranodic Bronze

Mounting Channel: None

### ELECTRICAL

Flashing: Not Included

Input Voltage: 12-24 VDC

UL/cUL Listed: Listed for wet locations

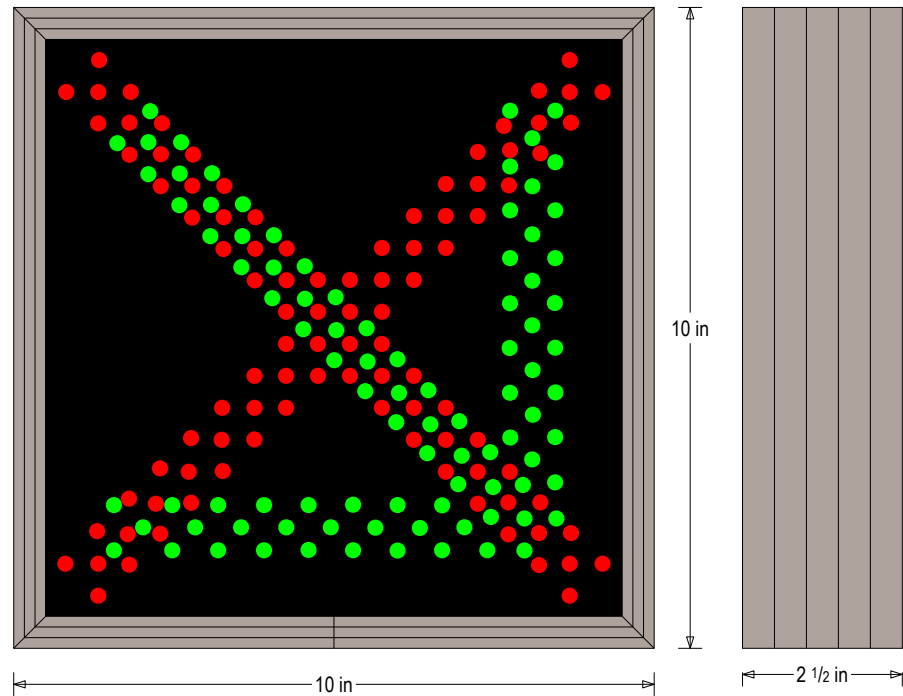
### MESSAGE

Illumination: Super bright direct view LEDs. Message blanks out when off.

Sign Messages: See message table below

## Product View

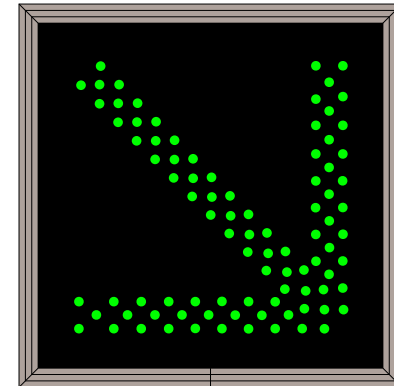

NOTE: Sign image may not exactly represent the finished product. For illustration purposes only.



| MESSAGE          | LED/COLOR            | HEIGHT | AMPS        |
|------------------|----------------------|--------|-------------|
| X                | Red Wide Angle LED   | 8.375" | 0.480-0.240 |
| Down Right Arrow | Green Wide Angle LED | 6.875" | 0.747-0.373 |

NOTE: Above messages are independently controlled.

### Sample Display Options



Lightbox Shop  
www.lightboxshop.com  
Manufactured in  
Eries, PA 16509

Proudly Made in the USA