

## PRODUCT ID: 13348

### Outdoor Blank-out LED Direct-view Sign

#### MODEL

TCL742GR-132

#### DIMENSIONS

7" H x 42" W x 2.5" D (est. 8.122 lbs)

#### CLASS

CLASS: TCL Series

Control Method: Switch (not included) or external relay.

#### CONSTRUCTION

Cabinet: 1-piece, corrosion resistant, extruded aluminum frame, 2.5" deep.

Face Material: 1/8" impact resistant, smoke-tinted polycarbonate (5109)

Faces: Single Faced Sign

Finish: Duranodic Bronze

Mounting Channel: None

#### ELECTRICAL

Flashing: Not Included

Input Voltage: 120-277 VAC

UL/cUL Listed: Listed for wet locations

#### MESSAGE

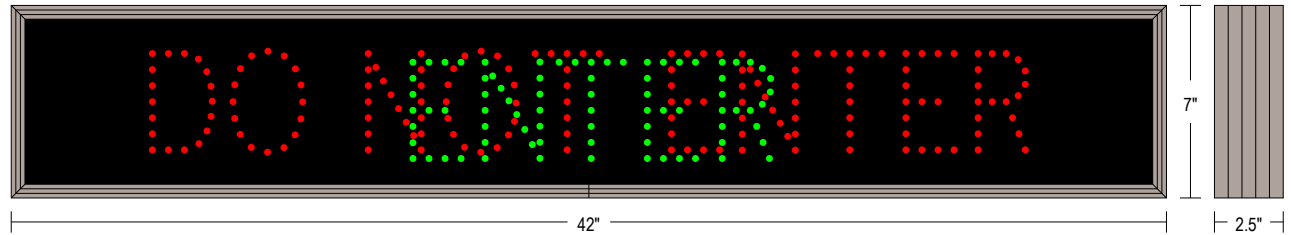
Illumination: Super bright direct view LEDs. Message blanks out when off.

Sign Messages: See message table below

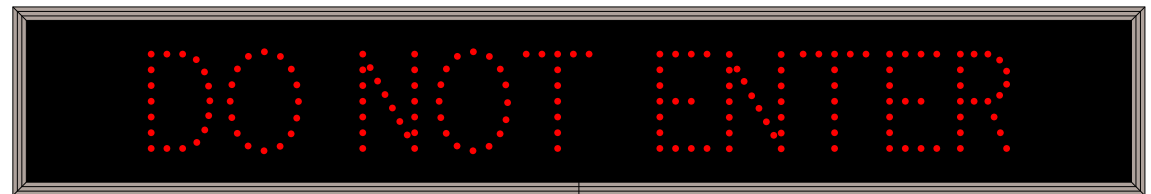



## Product View

NOTE: Sign image may not exactly represent the finished product. For illustration purposes only.



### Sample Display Options



MESSAGE	LED/COLOR	HEIGHT	AMPS
---------	-----------	--------	------

ENTER	Green Wide Angle LED	3.5"	0.065-0.028
DO NOT ENTER	Red Wide Angle LED	3.5"	0.077-0.034

NOTE: Above messages are independently controlled.



Lightbox Shop

[www.lightboxshop.com](http://www.lightboxshop.com)

Manufactured in

Eries, PA 16509

Proudly Made in the USA